

W.A.Nursery


Class:-U.K.G.

(2020-21)



Name:-

Roll No.:-



Holidays Home Work

प्रिय छात्र के माता-पिता,

नमस्कार

आप सभी जानते हैं कि व्यवहार व अनुशासन की सफलता में अहम भूमिका होती है अतः आपसे अनुरोध है कि नीचे निम्न बातों पर ध्यान दें-

1. छात्र की एक दिनचर्या बनाएं व उसका अनुसरण करवाएं।
2. छात्र को उचित व्यवहार व अनुशासन सिखाएं।
3. ध्यान रहे कि 'सीखना' एक निरन्तर चलने वाली प्रक्रिया है।
4. व्यवहार एक 'Skill' है। अतः हर Skill की तरह यह भी दोहराने पर बेहतर होता है। साधारणतया किसी भी को Skill को आम स्तर तक पहुँचने में लगभग एक दशक का समय लगता है। अतः लम्बे समय तक संयम बनाए रखें व सिखाते रहें।
5. नियमित रूप से छात्र के साथ समय बिताएं व उसके दोस्त, पढ़ाई, खेल, अध्यापक, पसन्द, नापसन्द आदि के बारे में बातें कर उचित जानकारी हासिल करें।
6. मारपीट, डांट फटकार या क्रोध न करें। छात्र को गलतियों पर संयम के साथ उसका उचित मार्गदर्शन करें।
7. कभी भी एक बच्चे की तुलना अन्य किसी से न करें। भिन्नता प्रकृति का नियम है और ये उसकी सुन्दरता है।
8. बच्चे को सदा वास्तविकता ही बताएं। अनावश्यक प्रशंसा व निन्दा समान रूप से हानिकारक है।
9. सदा Positive criticism करें व negative criticism कभी भी न करें।
10. छात्र के साथ शांत, संयमित व गहरे भावनात्मक सम्बन्ध रखें व क्यासम्भव कार्यों में आत्मनिर्भर बनाएं।

धन्यवाद।

Principal

W.A. Nursery

Dear Student's parents,

Namaskar.

I wish you and your ward a successful future. I hope our co-operation with you in educating your ward will lead him to an exciting life ahead. We request you to follow below written suggestions :-

1. Make your ward follow a daily schedule for everyday activities.
2. Be considerate about child's proper behaviour & personality.
3. Proper learning requires revisions. So please be persistent in your behaviour teachings.
4. Behaviour is a skill, it takes a long time to reach maturity.
5. Behaviour learning may even take a decade to reach reasonable level. So be patient.
6. Avoid punishments for your ward. Repeatedly instruct and guide him on his mistakes.
7. Everyone is unique in the world. So don't compare your ward with other students.
8. False praise and criticism both are equally harmful for your ward. Be honest, cool & calm in pointing out shortcomings in the student.
9. Always criticize him positively and never negatively.
10. Maintain cool, calm, composed, honest and intense relations with your ward and don't over protect him.

Thank you.

Principal

W.A. Nursery

Reading work

Peek-a-book :- (Starting from page no 8 to26)

Read 18 pages in total (from page no 8 to 26) during holidays .

Monday :- Read two pages every Monday .

Tuesday :- Read two pages every Tuesday .

शब्द वाटिका – हिन्दी :- आरम्भ करे पृष्ठ न० 3– से 29 तक ग्रीष्म अवकाश के दौरान कुल 26 (पृष्ठ पृष्ठ न० 3 से लेकर 29) तक पढ़ने है।

बुधवार – प्रत्येक बुधवार दो पृष्ठ पढ़ना है।

वीरवार – प्रत्येक वीरवार दो पृष्ठ पढ़ना है।

Smiling Buds – E.V.S book (Starting from page in no. 5to20)

Read 15 pages in total (from page no 5 to 20) during holidays .

Friday :- Read three pages every Friday .

Saturday :- Read two pages every Saturday .

अ - अः तक लिखो

जे आ इ ई उ
 ऊ ऋ ए ऐ औ
 औ औं औं

क से ज्ञ

ँ ः ङ ण ण
 च छ च छ ः
 ः ः ः ः ः
 ः ः ः ः ः
 ः ः ः ः ः
 ः ः ः ः ः
 ः ः ः ः ः
 ः ः ः ः ः
 ः

अ - अः तक लिखो

जे आ इ ई उ
 ऊ ऋ ए ऐ औ
 औ औं औः

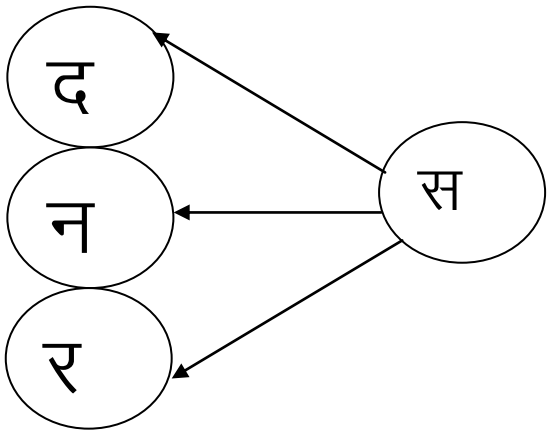
क से ज्ञ

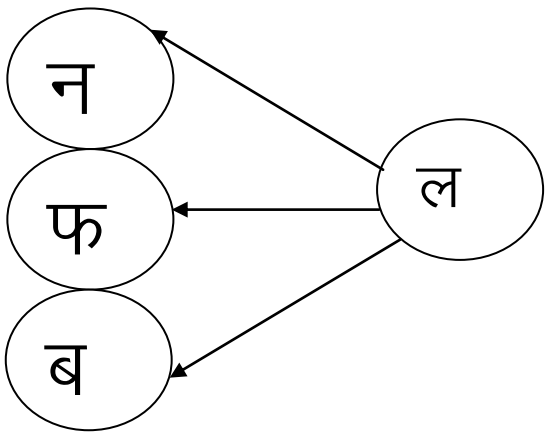
ँ ः ङ ण णं
 च छ च्छं च्छः
 ङ ङं ङः ञ ञं
 ञं ञः ञः ञः
 ञ ञं ञः ञः
 ञ ञं ञः ञः
 ञ ञं ञः ञः
 ञ ञं ञः ञः
 ञ

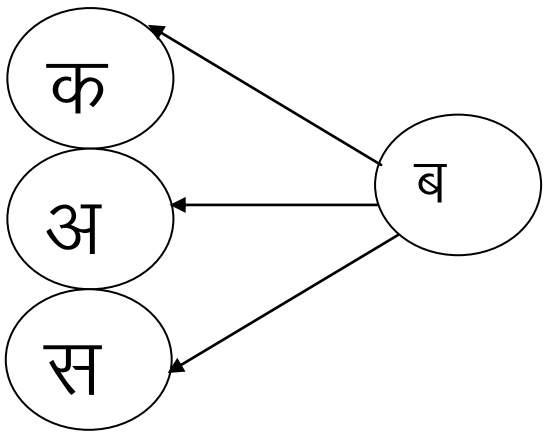
अ से अः

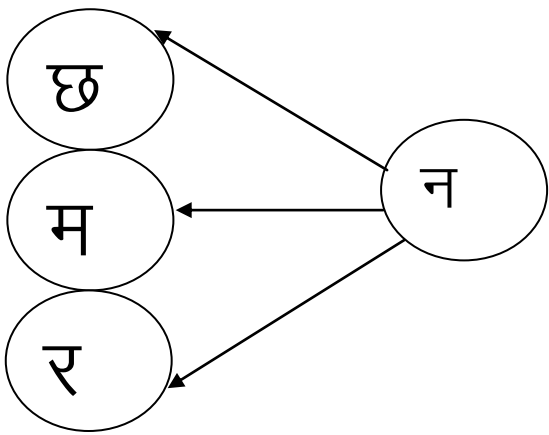
क से ज्ञ

गोले में दिए गए व्यंजन की सहायता से पुरा शब्द लिखिए ।






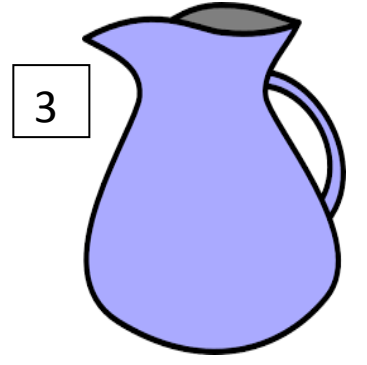




अ से अः

क से ज्ञ


विषय हिन्दी



ऊपर दिए गए चित्रों को देखकर उनके नाम क्रम में लिखो।

1	6
2	7
3	8
4	9
5	

विषय हिन्दी

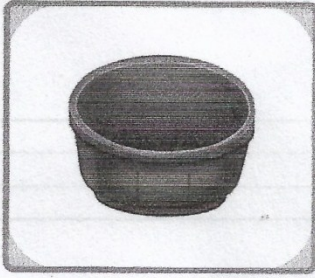



ऊपर दिए गए चित्रों को देखकर उनके नाम क्रम में लिखो।

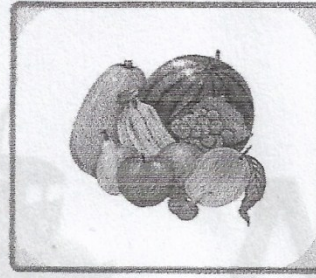
1	5
2	6
3	7
4	8

दो अक्षरों का जोड़।


1. चित्रों को पहचान कर उनके नाम लिखिए:






























2. दिए गए अक्षरों को पूरा करते हुए खाली स्थान भर कर शब्द बनाइए:

ह _____

_____ क

न _____

_____ ङ

_____ ग

द _____

_____ स

र _____

फ _____

_____ ट

फ _____

_____ प

_____ ल

ढ _____

ज _____

झ _____

Complete the words by using first letter of the pictures show in between the words write correct words in right hand side.



N



A



C



A



A



Read and write

cat

jam

ran

map

hat

sat

rat

van

man

fan

tap

lap

can

gap

tab

fat

cap

lamp

mat

apple

gas

ball

Where is 'a'

Look at the picture and put 'a' in the given space to complete the words then match the words with the pictures .

a

h__t

f__n

c__p

j__m

j__r

t__p

v__n

b__t

b__g



Look at the pictures and write their names .



Write alphabets a to z.

A series of ten sets of four horizontal lines for handwriting practice. Each set contains five lowercase letters from 'a' to 'z' in dotted font. The letters are arranged as follows: Row 1: a, b, c, d, e; Row 2: f, g, h, i, j; Row 3: k, l, m, n, o; Row 4: p, q, r, s, t; Row 5: u, v, w, x, y; Row 6: z. The letters are positioned between the middle and bottom lines of each set.

Write alphabets a to z.

A second series of ten sets of four horizontal lines for handwriting practice, identical to the first. Each set contains five lowercase letters from 'a' to 'z' in dotted font. The letters are arranged as follows: Row 1: a, b, c, d, e; Row 2: f, g, h, i, j; Row 3: k, l, m, n, o; Row 4: p, q, r, s, t; Row 5: u, v, w, x, y; Row 6: z. The letters are positioned between the middle and bottom lines of each set.

Write rhyming words (sound of 'a')

cat



1.

2.

3.

jam



1.

2.

3.

ran



1.

2.

3.

dad



1.

2.

3.

Time to Revise



Complete the forward counting from 1 to 100.

1			5				10		
11				16			20		
21	22			26			29		
31			35			38	39	40	
41	42		44		46		48		
51			54			57		60	
61		63	64		66	67		70	
71	72	73					78		80
81		83			86				
91			94			97		99	



Some More Practice

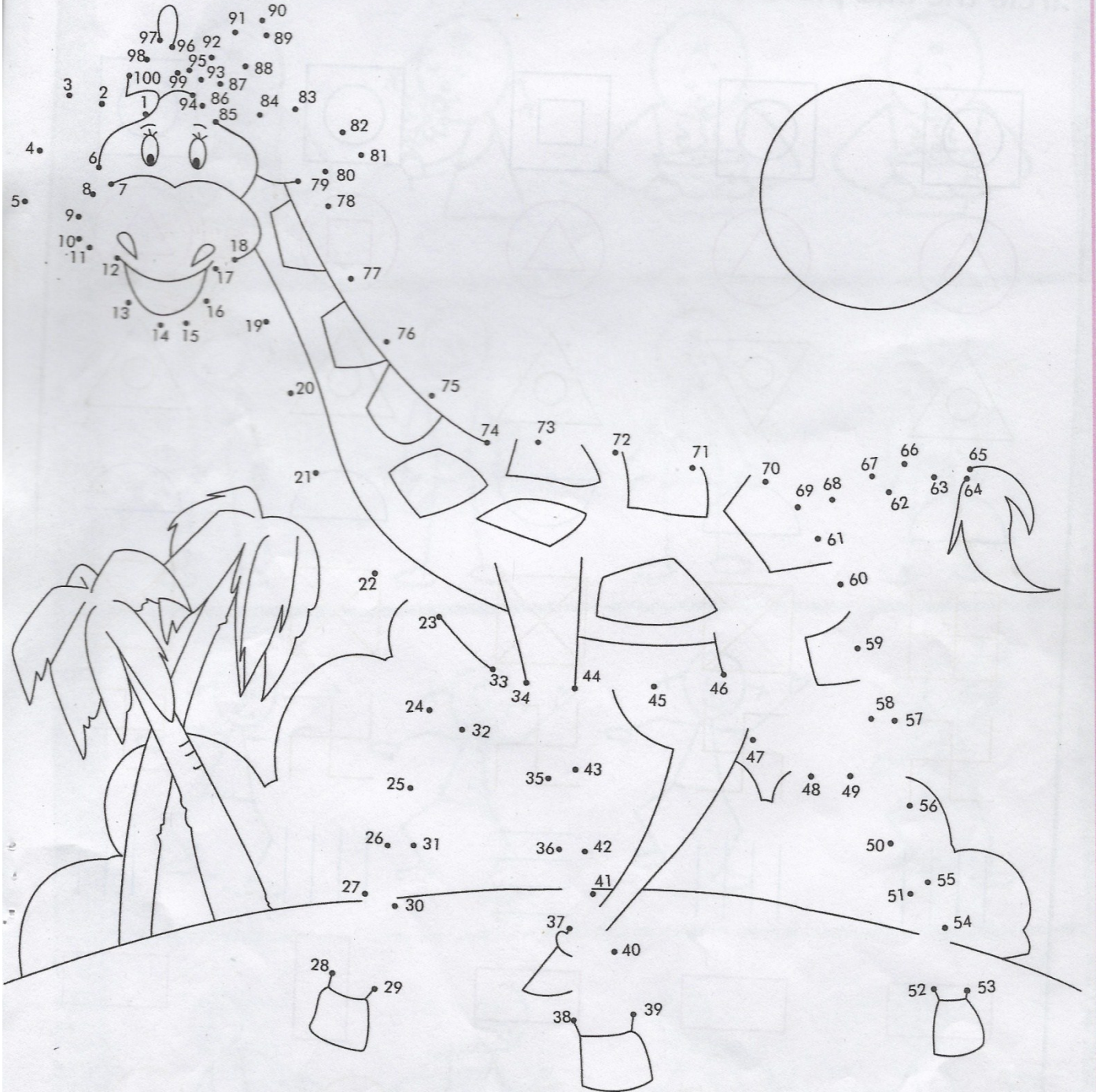


What Comes After.


3	4	19		43	
5		13		24	
8		14		37	
10		22		9	
4		39		27	
16		36		18	
25		46		29	

Exercise

Join the dots from 1 to 100 and see what you get. Also colour it.



One Object out of the following is different from the others.







BRAIN GAMES

Date:-

Class :- U.K.G

Name:-

Circle the odd one in each



BRAIN GAMES

Date:-

Class :- U.K.G

Name:-

Circle the odd one in each set

